

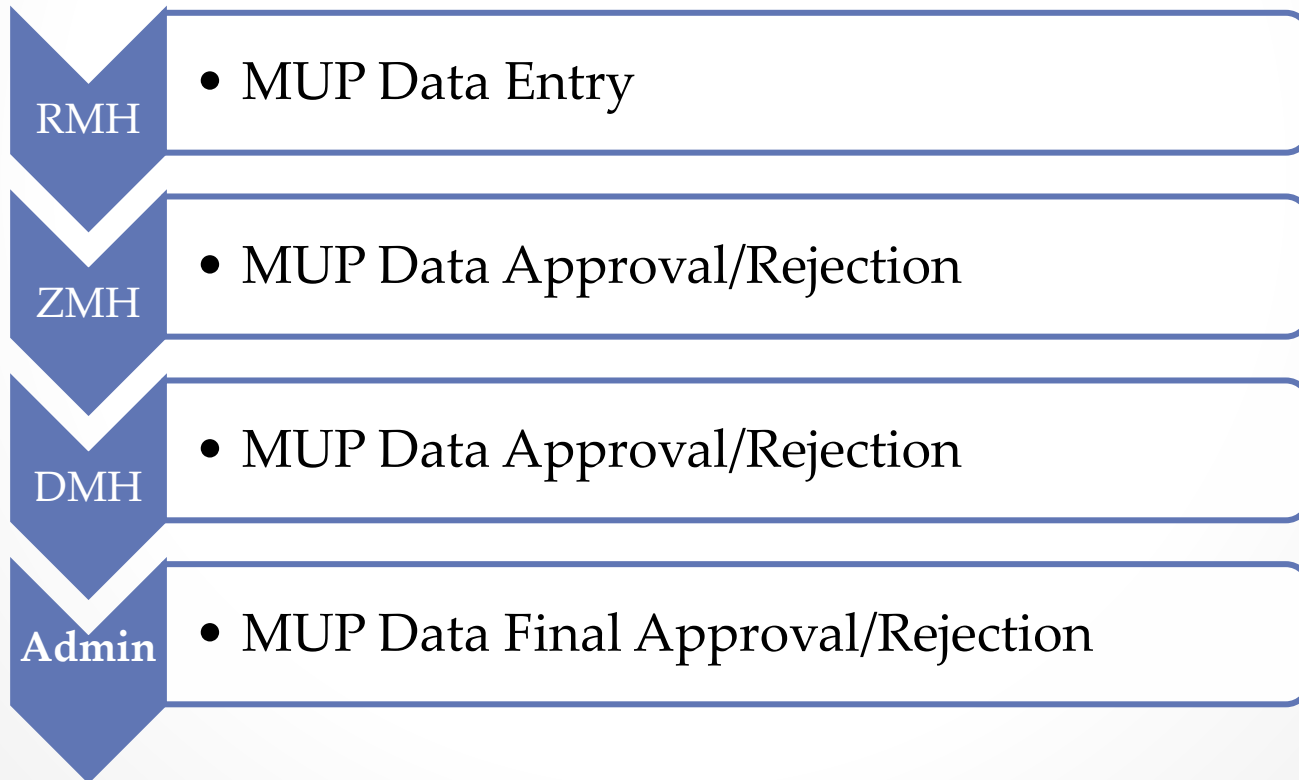


Market Unit Planning

User Manual

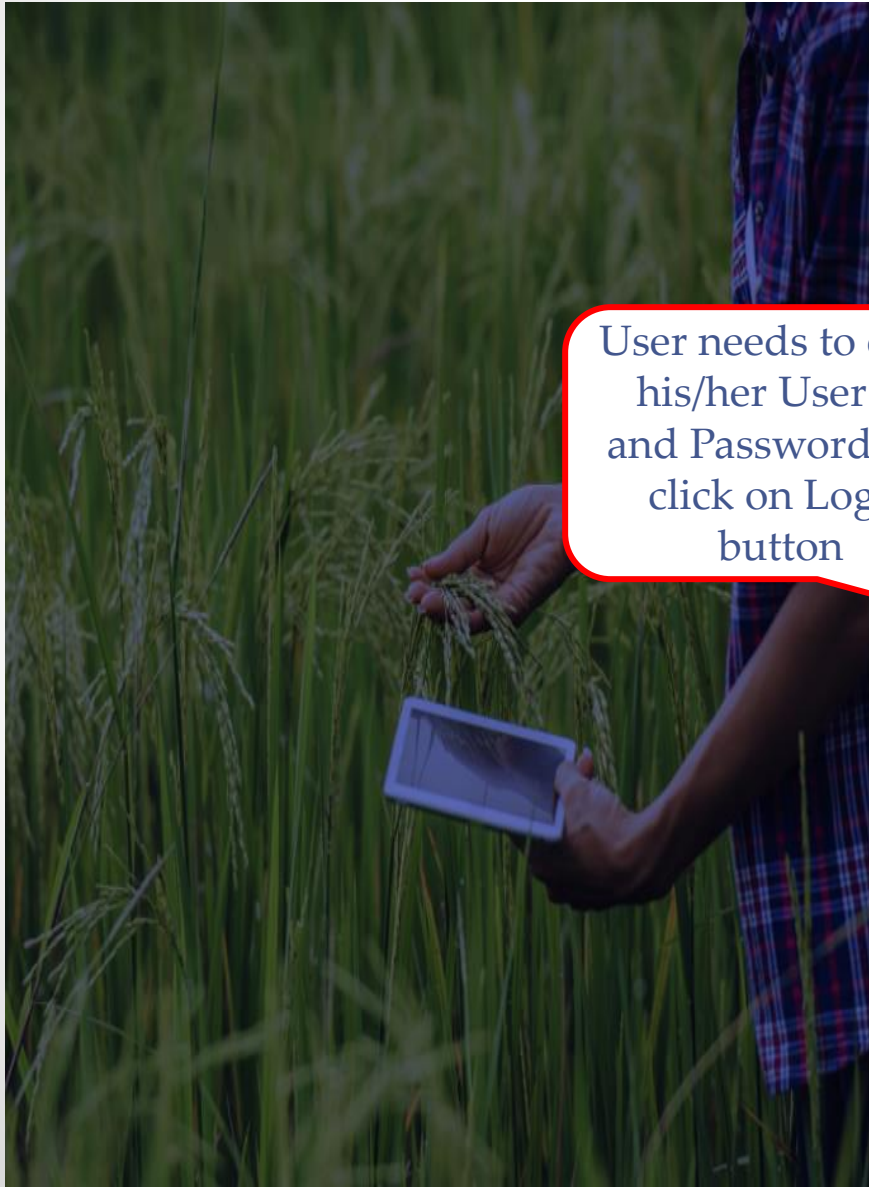
Introduction

- The purpose of the application is to provide a platform to marketing team to capture market unit planning data.
- Application process flow:



Login

Production URL: <http://169.38.100.206:9253/>




User needs to enter his/her User ID and Password and click on Login button

FMC

Market Unit Planning

Login with your account

 Enter User Name

 Password


Login

Forgot Your Password? [Click Here](#)

MUP Data Entry (RMH)

 Nikhil Tomar

Market Unit Planning

 MUP Data Capture ▾

MUP Data Entry

MUP List

MUP Data Entry

MUP List

Add Entry Excel Upload Online

User need to select the Entry Mode i.e. Excel Upload or Online Web entry and proceed further

Note: Multiple Territory Data entry is available through Excel Upload entry mode only.

Online Data Entry

Nikhil Tomar

Market Unit Planning

MUP Data Capture

MUP Data Entry

MUP List

MUP Data Entry

MUP List

Filters available to choose Marketing Territory, Crops, Fungicides, Herbicides & Insecticides.

Add Entry Excel Upload Online

Marketing Territory

Rae Bareli - Uttar Pradesh

Crop

Rice

Fungicide

Cabanda+manozeb, Difenc...

Herbicide

Pimix, Pyrazosulfuron, Whi...

Insecticide

Carbofuron, Coragen, Lamd...

Proceed

Total Market Size (In Crore)

+

FMC Market Size (In Crore)

+

Crop Enterprise

+

Crop Pesticides

+

Crop-Pest Trends

+

Village Enterprise

+

Distributor Enterprise

+

Retailer Enterprise

+

Competition Overview (In Lakhs)

+

Market Leader

+

Market Trend

+

Potential opportunity for business

+

Any Other Remarks for that territory

+

Save

Cancel

Data will be saved, and user will be redirected to MUP List screen to Submit the saved data.

Online Data Entry - Edit and Submit

 Nikhil Tomar

Market Unit Planning

 MUP Data Capture ▾

MUP Data Entry

MUP List

MUP Data-Entry








MUP List

Download excel button to download the submitted data



State: Uttar Pradesh ▾ Region: Select Region ▾ Marketing Territory: Select MarketingTerritory ▾ Search

User can edit the saved data by clicking on this icon

Action	State	Territory Name	User ID	User Name	Date	Status	Edit
<input type="checkbox"/>	Uttar Pradesh	Mau	FMC-0016	NIKHIL TOMAR	21 May 2020 08:58:55 PM	Approved by Admin	
<input type="checkbox"/>	Uttar Pradesh	Tanda	FMC-0016	NIKHIL TOMAR	21 May 2020 20:32:33 PM	Rejected by DMH	
<input type="checkbox"/>	Uttar Pradesh	Tiloi	FMC-0016	NIKHIL TOMAR	21 May 2020 07:04:27 PM	Approved by Admin	
<input type="checkbox"/>	Uttar Pradesh	Faizabad	FMC-0016	NIKHIL TOMAR	21 May 2020 05:47:28 PM	Saved by RMH	
<input type="checkbox"/>	Uttar Pradesh	Bhingra	FMC-0016	NIKHIL TOMAR	21 May 2020 05:04:36 PM	Saved by RMH	
<input type="checkbox"/>	Uttar Pradesh	Bakshi Ka Talab	FMC-0016	NIKHIL TOMAR	21 May 2020 02:16:57 PM	Saved by RMH	
<input type="checkbox"/>	Uttar Pradesh	Allapur	FMC-0016	NIKHIL TOMAR	20 May 2020 12:23:18 PM	Rejected by Admin	

Data will be submitted for further review.

Submit Request

Showing 1-7 of 7

MUP Data Editing

- By clicking on “Edit” icon displayed in previous slide present on MUP List screen, user will be redirected to this screen for editing the saved values.

Market Unit Planning Nikhil Tomar

MUP Data Entry MUP List

MUP Data Capture

MUP Data Entry

MUP List

Marketing Territory: Faizabad - Uttar Pradesh | Crop: Bengal Gram | Fungicide: 13 All Selected | Herbicide: 21 All Selected | Insecticide: 18 All Selected Proceed

Total Market Size (In Crore)	+
FMC Market Size (In Crore)	+
Crop Enterprise	+
Crop Pesticides	+
Crop-Pest Trends	+
Village Enterprise	+
Distributor Enterprise	+
Retailer Enterprise	+
Competition Overview (In Lakhs)	+
Market Leader	+
Market Trend	+
Potential opportunity for business	+
Any Other Remarks for that territory	+

Update Cancel

On clicking on Update button, the edited data will get updated and saved.

Online Data Entry

- User will have to select the Marketing Territory, Crops, Fungicide, Herbicide & Insecticides for which he/she wants to enter data for.
- Clicking on Save button on MUP Data Entry screen, records will be saved as “**Saved by RMH**” status and user will be redirected to MUP List screen to submit his/her request for further review. On submitting the request the status will change to “**Submitted by RMH**”.
- On MUP List screen user has the provision to edit only the “saved” data which has status as “**Saved by RMH**”.
- User can submit multiple Marketing Territories data by selecting the Action checkboxes available on MUP List screen and then clicking on Submit button.

Excel Upload - Data Entry

MUP Data Entry

MUP List

Add Entry Excel Upload Online

Filters available to choose Marketing Territory, Crops, Fungicides, Herbicides & Insecticides based on which Excel Template will be generated.

Marketing Territory

Faizabad - Uttar Pradesh ▾

Crop

Rice ▾

Fungicide

13 All Selected ▾

Herbicide

6 All Selected ▾

Insecticide

19 All Selected ▾

Generate Excel Template



Button to generate the Excel template according to the filters selected.

Excel Upload button to upload the generated Excel template with filled data.

Excel Data Entry - Edit and Submit

Nikhil Tomar

Market Unit Planning

MUP Data Capture

MUP Data Entry

MUP List

MUP Data-Entry

MUP List

Download excel button to download the submitted data



State: Uttar Pradesh
Region: Select Region
Marketing Territory: Select MarketingTerritory
Search

User can edit the saved data by clicking on this icon

Action	State	Territory Name	User ID	User Name	Date	Status	Edit
<input type="checkbox"/>	Uttar Pradesh	Mau	FMC-0016	NIKHIL TOMAR	21 May 2020 08:58:55 PM	Approved by Admin	
<input type="checkbox"/>	Uttar Pradesh	Tanda	FMC-0016	NIKHIL TOMAR	21 May 2020 20:32:33 PM	Rejected by DMH	
<input type="checkbox"/>	Uttar Pradesh	Tiloi	FMC-0016	NIKHIL TOMAR	21 May 2020 07:04:27 PM	Approved by Admin	
<input type="checkbox"/>	Uttar Pradesh	Faizabad	FMC-0016	NIKHIL TOMAR	21 May 2020 05:47:28 PM	Saved by RMH	
<input type="checkbox"/>	Uttar Pradesh	Bhinga	FMC-0016	NIKHIL TOMAR	21 May 2020 05:04:36 PM	Saved by RMH	
<input type="checkbox"/>	Uttar Pradesh	Bakshi Ka Talab	FMC-0016	NIKHIL TOMAR	21 May 2020 02:16:57 PM	Saved by RMH	
<input type="checkbox"/>	Uttar Pradesh	Allapur	FMC-0016	NIKHIL TOMAR	20 May 2020 12:23:18 PM	Rejected by Admin	

Data will be submitted for further review.

Submit Request

Showing 1-7 of 7

MUP Data Editing

- By clicking on “Edit” icon displayed in previous slide present on MUP List screen, user will be redirected to this screen for editing the saved values.

Market Unit Planning Nikhil Tomar

MUP Data Entry MUP List

MUP Data Capture

MUP Data Entry

MUP List

Marketing Territory: Faizabad - Uttar Pradesh Crop: Bengal Gram Fungicide: 13 All Selected Herbicide: 21 All Selected

Insecticide: 18 All Selected Proceed

Total Market Size (In Crore)	+
FMC Market Size (In Crore)	+
Crop Enterprise	+
Crop Pesticides	+
Crop-Pest Trends	+
Village Enterprise	+
Distributor Enterprise	+
Retailer Enterprise	+
Competition Overview (In Lakhs)	+
Market Leader	+
Market Trend	+
Potential opportunity for business	+
Any Other Remarks for that territory	+

Update Cancel

On clicking on Update button, the edited data will get updated and saved.

Excel Upload – Data Entry

- User will have to select the Marketing Territory, Crops, Fungicide, Herbicide & Insecticides for which he/she wants to generate excel template for and then click on “Generate Excel Template” button.
- Uploading the application generated excel template with filled data by clicking on Excel Upload icon on MUP Data Entry screen, records will be saved as “**Saved by RMH**” status and user will be redirected to MUP List screen to submit his/her request for further review. On submitting the request the status will change to “**Submitted by RMH**”.
- On MUP List screen user has the provision to edit only the “saved” data which has status as “**Saved by RMH**”.
- User can submit multiple Marketing Territories data by selecting the Action checkboxes available on MUP List screen and then clicking on Submit button.

Excel Upload – Data Entry

- User should only upload the application generated excel template file .
- User should not change the file name.
- User should not apply any formulas in the generated excel template.
- User should not edit any column name or the prefilled values available in the generated excel template.
- User should not delete any column from the generated excel template.
- User should enter only correct values as required according to the column names.

For Example:

*Numeric characters only to be entered Volume & Revenue columns.

*Only L/M/H or Low/Medium/High values to be entered according the required column name suggested values.

*Only Proper Crop names, Fungicide names, Herbicide names, Insecticide names, Disease names, Weed names & Insect names should be entered with alphabet values only.

*Only Proper Competitor names should be entered with alphabet values only

MUP Approval /Rejection (ZMH)

Sandeep Rakholia

Market Unit Planning

MUP Data Capture

MUP List

MUP List

Download excel button to download the submitted/approved data



Zone: Select Zone
State: Select State
Region: Select Region
Marketing Territory: Select Marketing Territory

User can edit the saved data by clicking on this icon

Action	State	Territory Name	User ID	User Name	Date		Edit
<input type="checkbox"/>	Uttar Pradesh	Mau	FMC-0016	NIKHIL TOMAR	21 May 2020 20:58:55 PM	Approved by Admin	
<input type="checkbox"/>	Uttar Pradesh	Tiloi	FMC-0016	NIKHIL TOMAR	21 May 2020 19:04:27 PM	Approved by Admin	

Showing 1-2 of 2

Approve Reject

On click, request data will be Approved for further review.

On click, request data will be Rejected and RMH will have to submit again.

MUP Approval/ Rejection (ZMH)

- ZMH can Approve/Reject the request submitted RMH.
- On clicking on Approve button the request will be Approved for further review by superior hierarchy.
- On clicking on Reject button the request will be Rejected and RMH will have to submit the request again.
- ZMH can edit and take action on requests which are in “Submitted by RMH” status only.

MUP Approval/Rejection (DMH)

Vijay Kumar Gupta

Market Unit Planning

MUP Data Capture

MUP List

MUP List

Download excel button to download the submitted/approved data



Division: Select DMH
Zone: Select Zone
State: Select State
Region: Select Region

Marketing Territory: Select Marketing Territory
Search

User can edit the saved data by clicking on this icon

Action	State	Territory Name	User ID	User Name	Date	Status	Edit
<input type="checkbox"/>	Uttar Pradesh	Mau	FMC-0016	NIKHIL TOMAR	21 May 2020 20:58:55 PM	Approved by Admin	
<input type="checkbox"/>	Uttar Pradesh	Tiloi	FMC-0016	NIKHIL TOMAR	21 May 2020 19:04:27 PM	Approved by Admin	

Showing 1-2 of 2

Approve

Reject

On click, request data will be Approved for further review.

On click, request data will be Rejected and RMH will have to submit again.

MUP Approval/ Rejection (DMH)

- DMH can Approve/Reject the request Approved by ZMH.
- On clicking on Approve button the request will be Approved for further review by superior hierarchy.
- On clicking on Reject button the request will be Rejected and RMH will have to submit the request again.
- DMH can edit and take action on requests which are in “Approved by ZMH” status only.

MUP Approval/Rejection (Admin)

Shikha Dokania

Download excel button to download the submitted/approved data

MUP List



Market Unit Planning

MUP Data Capture

MUP List

SBU: Select SBU
Division: Select DMH
Zone: Select Zone
State: Select State
Region: Select Region
Marketing Territory: Select MarketingTerritory
Search

User can edit the saved data by clicking on this icon

Action	State	Territory Name	User ID	User Name	Date	Status	Edit
<input type="checkbox"/>	Uttar Pradesh	Mau	FMC-0016	NIKHIL TOMAR	21 May 2020 20:58:55 PM	Approved by Admin	
<input type="checkbox"/>	Uttar Pradesh	Tiloi	FMC-0016	NIKHIL TOMAR	21 May 2020 19:04:27 PM	Approved by Admin	

Showing 1-2 of 2

Approve Reject


On click, request data will be Approved for further review.

On click, request data will be Rejected and RMH will have to submit again.

MUP Approval/ Rejection (Admin)

- Admin can Approve/Reject the request Approved by DMH.
- On clicking on Approve button the request will be Approved.
- On clicking on Reject button the request will be Rejected and RMH will have to submit the request again.
- Admin can edit and take action on requests which are in “Approved by DMH” status only.

MUP List - View Only for SBUMH

 Bakul Chandra Joshi

Market Unit Planning

 MUP Data Capture ▾

MUP List

MUP List

Download excel button
to download the
submitted/approved data



SBU: INDIA-1 ▾

Division: Select DMH ▾

Zone: Select Zone ▾

State: Select State ▾

Region: Select Region ▾

Marketing Territory: Select MarketingTerritory ▾

[Search](#)

State	Territory Name	User ID	User Name	Date	Status
Uttar Pradesh	Mau	FMC-0016	NIKHIL TOMAR	21 May 2020 20:58:55 PM	Approved by Admin
Uttar Pradesh	Tiloi	FMC-0016	NIKHIL TOMAR	21 May 2020 19:04:27 PM	Approved by Admin

Showing 1-2 of 2

MUP List - View Only for SBUMH

- SBUMH user role has view only access to Market Unit Planning data.
- SBUMH is not a part of process flow and cannot take any action of any of the requests.
- SBUMH user role can only view data as per his/her assigned geography
- Only requests which will be in “Approved by DMH” & “Approved by Admin” status will be visible to SBUMH as per his/her assigned geography.